


AUTOMATED DAFZ GATE PASS



LOGIN SCREEN


LOGIN SCREEN



DAFZ customer can navigate to the URL:
<https://apps.dafz.ae/dafzaway/login>
To see login screen

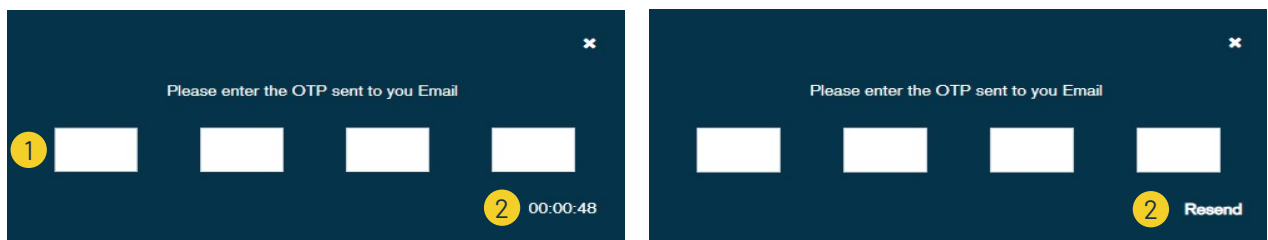
- 1 User to enter his/her email.
 - 2 User to enter his/her password.
 - 3 In case its new company user click "REGISTER NEW COMPANY" link to navigate to register screen
 - 4 In case user forgot the password he/ she can click "FORGOT PASSWORD" link to reset his/ her forgot password
 - 5 User to click "LOGIN" after entering his/her email and password
 - 6 User to continue as guest
-

FORGOT PASSWORD SCREEN (1/3)



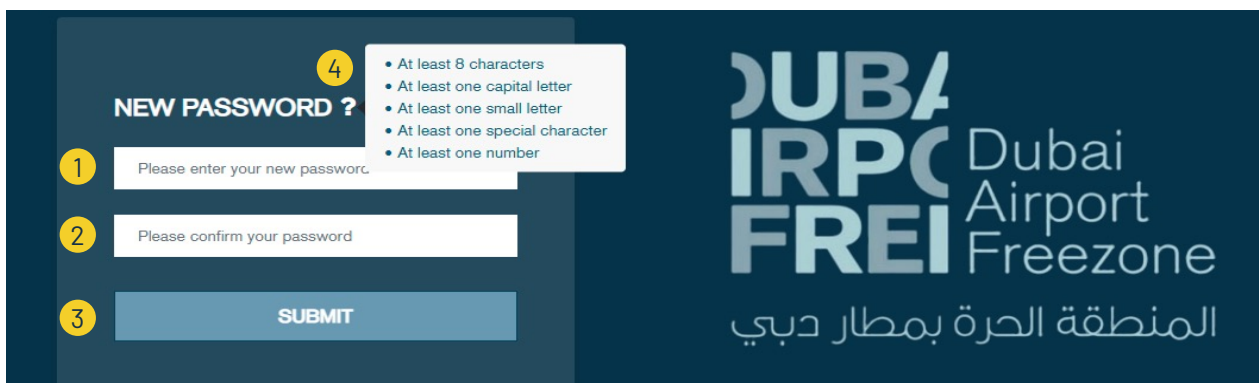
- 1 User to enter his/ her registered email.
- 2 User to click "SEND" to receive One Time Password on his/ her email.

FORGOT PASSWORD SCREEN (2/3)



- 1 User to enter One Time Password received to his/ her email which is consisting of 4 digits
- 2 OTP will be valid for 2 minutes after that user can click "Resend" to resend OTP again

FORGOT PASSWORD SCREEN (3/3)



- 1 User to enter his/ her new password
- 2 User to confirm his/ her new password
- 3 User to click "SUBMIT" button to submit his/her new password
- 4 Password complexity rules

Note: Upon successful verification, each requested user will receive DAFZ WAY Login credentials in his/ her email address as provided"

REQUEST FOR A DAFZ WAY ACCOUNT

REQUEST FOR A DAFZ WAY ACCOUNT

DAFZ WAY

COMPANY NAME * 1

LICENSING AUTHORITY * 2 Select License Authority

LICENSE NO. * 3

COMPANY TYPE * 4 Select company type

COMPANY LOCATION * 5 Select Company Location

PREMISE CODE * 6

CUSTOMS BUSINESS CODE * 7 AE-XXXXXXX

LICENSE DOCUMENT * 8 Select file

ADD USER

- 1 Name of your company as it appears in trade license
- 2 Licensing Authority
- 3 License number
- 4 Type of company as relevant
- 5 Location (only for DAFZ companies)
- 6 Company premise code (only for DAFZ companies)
- 7 Business code as provided by Dubai Customs
- 8 Trade license copy

COMPANY NAME * LICENSING AUTHORITY * LICENSE NO. *

COMPANY TYPE * COMPANY LOCATION * PREMISE CODE *

CUSTOMS BUSINESS CODE * LICENSE DOCUMENT *

AE-XXXXXXX Select file

USER DETAILS

NAME * 9 EMAIL ADDRESS * 10 MOBILE NO. * 11 ID DOCUMENT * 12 Select file

ADD USER 13

BACK SUBMIT

- 9 Full name as it appears on ID document
- 10 Official email address
- 11 Mobile phone number
- 12 Copy of ID document (Emirates ID/ Passport)
- 13 Add more users

CUSTOMER DASHBOARD

CUSTOMER DASHBOARD

DECLARATION NO.	DECLARATION DATE	CONSIGNOR	CONSIGNEE	AVAILABLE QTY
3050001435721	25 May 2021		dubai based 22	332
2060001545121	25 May 2021	M&M's special holding private company associated with 1900 Waverly Co United arab emirates L.L.C		23
4020001548021	25 May 2021	dubai based 22		3523
2060001545021	25 May 2021	M&M's special holding private company associated with 1900 Waverly Co United		23

DAFZ customer after login will be redirected to his/ her dashboard

- 1 CUSTOMS DECLARATION tab will display all customs declarations related to the company of the logged-in user
- 2 GATE PASS REQUEST tab to display all gate passes created for company of logged-in user
- 3 Request for a new gate pass: (Available Gate Pass types which the user can select:)
 - Customs declaration goods - Entry
 - Customs declaration goods - Exit
 - Local goods - Entry
 - Local goods - Exit
 - ADHOC goods - Entry
 - ADHOC goods - Exit
 - Transfer Between Zones

CUSTOMS DECLARATION TAB

DECLARATION NO.	DECLARATION DATE	CONSIGNOR	CONSIGNEE	AVAILABLE QTY
3050001435721	25 May 2021		dubai based 22	332
2060001545121	25 May 2021	M&M's special holding private company associated with 1900 Waverly Co United arab emirates L.L.C		23
4020001548021	25 May 2021	dubai based 22		3523
2060001545021	25 May 2021	M&M's special holding private company associated with 1900 Waverly Co United		23

- 1 Search by declaration number.
- 2 Search declarations by date range. Default values are last 30 days.
- 3 Table of available customs declarations
- 4 User to click "+" icon to create new customs declaration gate pass using selected declaration
- 5 View all Gate Passes created for this declaration

GATE PASS REQUEST TAB

The screenshot shows the 'GATE PASS REQUEST' tab in the DAFZ WAY system. It features a search interface with filters for Gate Pass Number, Type, Date Range, Status, and Vehicle Number. Below the filters is a table displaying a list of gate passes with their respective details and statuses. A menu on the right side of the table allows users to perform actions like View, Cancel, and Amend on the gate passes.

GATE PASS NO.	GATE PASS TYPE	VEHICLE NO.	GATEPASS DATE	VALIDITY DATE	STATUS
210000128	Adhoc Goods Entry	Dubai-1223	25 May 2021	26 May 2021 08:57	Generated
210000104	Adhoc Goods Exit	Sharjah-777	20 May 2021	21 May 2021 01:54	Expired
210000103	Adhoc Goods Exit	Abu Dhabi-666	20 May 2021	21 May 2021 01:49	Expired
210000102	Adhoc Goods Entry	Abu Dhabi-666	20 May 2021	21 May 2021 01:42	Completed
210000101	Adhoc Goods Entry	Abu Dhabi-6666	20 May 2021	21 May 2021 01:32	Expired
210000086	Adhoc Goods Exit	Ajman-343434	16 May 2021	17 May 2021 06:42	Expired
210000085	Adhoc Goods Entry	Dubai-w4545	16 May 2021	17 May 2021 06:38	Expired

- 1 Search by gate pass number
- 2 Search gate passes by gate pass type
- 3 Search gate passes by date range. Default values are last 30 days
- 4 Search gate passes by status
- 5 Search gate passes by vehicle number
- 6 Table of created gate passes for company of logged-in user
- 7 Actions which user can perform for gate passes based on status of gate pass

Available actions for user which he/ she can perform against the gate pass:

- View (for all states)
- Edit (for draft gate passes)
- Delete (for draft gate passes)
- Cancel (for generated gate passes)
- Amendment (for generated gate passes)

CUSTOMS DECLARATION GATE PASS

CUSTOMS DECLARATION GOODS – ENTRY / EXIT REQUEST

The screenshot shows a web form for 'CUSTOMS DECLARATION GOODS – ENTRY / EXIT REQUEST'. The form is dark-themed with white text and input fields. It includes several sections:

- Top Section:** Three input fields for 'VEHICLE PLATE SOURCE' (dropdown with 'Dubai'), 'VEHICLE PLATE NO.' (text 'E2332'), and 'DRIVER MOBILE NO.' (text '0555555555').
- Second Section:** A dropdown for 'DECLARATION NO.' with 'Select an item'.
- Table Section:** A table with columns: 'PACKAGE TYPE' (BALES), 'DECLARATION QTY' (10), 'AVAILABLE QTY' (10), and 'GATE PASS QTY' (empty input).
- Description Section:** A table with a 'DESCRIPTION' column containing a checkbox and the text 'Test'.
- Bottom Section:** An 'ADD ITEMS' button.

 Numbered callouts (1-11) point to these specific elements: 1 (Vehicle Plate Source), 2 (Vehicle Plate No.), 3 (Driver Mobile No.), 4 (Declaration No.), 5 (Package Type), 6 (Package Type), 7 (Declaration Qty), 8 (Available Qty), 9 (Gate Pass Qty), 10 (Description), and 11 (Add Items button).

* Mandatory fields

User to fill in the form

- | | |
|---|--|
| <ul style="list-style-type: none"> 1 Select vehicle plate source: <ul style="list-style-type: none"> • Abu Dhabi • Dubai • Sharjah • Ajman • Umm Al Quwain • Fujairah • Ras Al Khaima • Others 2 Vehicle plate number 3 Driver mobile number 4 Select declaration number | <ul style="list-style-type: none"> 5 Package details table 6 Package type 7 Declaration quantity 8 Available quantity 9 Gate pass quantity 10 Specify description of goods as per declaration 11 Add selected items to gatepass (Items from other gate passes can be added before continuing) |
|---|--|

CUSTOMS DECLARATION GOODS – CONTAINERS – ENTRY / EXIT REQUEST

1 <input type="checkbox"/>	2 CONTAINER NUMBER
<input type="checkbox"/>	1234
<input type="checkbox"/>	2345
<input type="checkbox"/>	1234
<input type="checkbox"/>	2345

- 1** Select Container (as per Customs Declaration)
- 2** Container number

CUSTOMS DECLARATION GOODS – VEHICLES – ENTRY / EXIT REQUEST

1 <input type="checkbox"/>	2 CHASSIS NUMBER	3 BRAND	4 MODEL	5 COLOR
<input type="checkbox"/>	f438e	213	string	RED
<input type="checkbox"/>	e73933t	213	string	WHITE

- 1** Select Vehicle (as per Customs Declaration)
 - 2** Vehicle chassis number
 - 3** Vehicle brand
 - 4** Vehicle model
 - 5** Vehicle color
-

CUSTOMS DECLARATION GOODS – ENTRY / EXIT REQUEST

✕

CUSTOMS DECLARATION GOODS - ENTRY

VEHICLE PLATE SOURCE *

VEHICLE PLATE NO. *

DRIVER MOBILE NO. *

DECLARATION NO *

PACKAGE TYPE	DECLARATION QTY	AVAILABLE QTY	GATE PASS QTY
BALES	10	10	<input style="width: 50px;" type="text"/>

DESCRIPTION

Test

ITEMS ON GATE PASS :

1	DECLARATION NO	PACKAGE TYPE	DECLARATION QTY	AVAILABLE QTY	GATE PASS QTY	
	2030002673221	BOATS	100	100	12	✎ ✕

DECLARATION NO	DESCRIPTION
2030002673221	Chopped or compressed tobacco whether or not containing tobacco substitutes in any proportion for

- 1 Table of goods added to current gate pass which will include:
- Declaration number
 - Package type
 - Declaration quantity
 - Available quantity
 - Gate pass quantity
 - Actions (edit, delete)

In case there is vehicle or container added to gate pass they will be displayed into "ITEMS ON GATE PASS" section.

CUSTOMS DECLARATION GOODS – ENTRY / EXIT REQUEST

✕

CUSTOMS DECLARATION GOODS - ENTRY

GATE PASS NUMBER 210000130	GATE PASS TYPE CUSTOMS DECLARATION GOODS - ENTRY
1 REQUESTED BY vaheed.agent@example.com	VEHICLE NUMBER Dubai-E2332
COMPANY B2B Logistics LLC	GATE PASS VALIDITY 24 hours from the time of issue

DECLARATION NO	PACKAGE TYPE	DECLARATION QTY	AVAILABLE QTY	GATE PASS QTY
2	BALES	10	10	9
2030002673221	BOATS	100	100	12

DECLARATION NO	CONTAINER NUMBER
3 2010005419721	container5

DECLARATION NO	DESCRIPTION
4 2030002673221	Chopped or compressed tobacco whether or not containing tobacco substitutes in any proportion for
2010005419721	Beans of the species Vigna mungo Hepper or Vigna radiata Wilczek, for food, shelled, wheth

FEES AND CHARGES :

SERVICE	GATE PASS FEE	NUMBER OF DECLARATION	TOTAL FEES
5 CUSTOMS DECLARATION - GOODS ENTRY	20	3	60
VAT (5%)			3
TOTAL			63 AED

6 I, hereby, declare that all the information provided and stated by me at the point of submitting this gate pass request ("Gate Pass Request") is true and correct and I shall bear the full responsibility for declaring any incorrect information, or notifying DAFZA of any change to the information, and I shall bear all the consequences arising thereof. I represent that I have the authority and legal capacity to sign this declaration on my behalf, or on behalf of the legal entities that I represent.

By submitting the Gate Pass Request, I agree that I will access and use the Gate Pass only for the purposes for which the Gate Pass has been granted to me, in accordance with the Terms & Conditions set out below, and other lawful purposes in compliance with all applicable laws in the United Arab Emirates ("UAE"), including laws relating to Tax and Customs regulation. I confirm that I have carefully read and fully understood these [Terms & Conditions](#) ("Terms & Conditions") and hereby accept them on my behalf or on behalf of the entities I represent.

7 BACK

8 PAY

- | | |
|---|---|
| <p>1 Gate pass summary:</p> <ul style="list-style-type: none"> • Gate pass number • Requested by • Company • Gate pass type • Vehicle number • Gate pass validity | <p>2 Goods details</p> <p>3 Container Details (if available) and/or Vehicle Details (if available)</p> <p>4 Description of goods on Gate Pass</p> <p>5 Payment details</p> <p>6 Agree to Terms and Conditions</p> <p>7 User click "BACK" to return to details form</p> <p>8 User click "PAY" to redirect to payment gateway</p> |
|---|---|

CUSTOMS DECLARATION GOODS – ENTRY / EXIT REQUEST

The screenshot shows the Mashreq payment gateway interface. At the top left is the Mashreq logo with the Arabic text 'المشرق'. Below the logo, there is a dark blue header with 'Merchant name:' and 'Enter your card details'. The main content area shows a MasterCard payment confirmation. It states: 'MasterCard: You have chosen MasterCard as your method of payment. Please enter your card details into the form below and click "pay" to complete your purchase'. Below this, there are input fields for 'Card Number', 'Expiry Date' (with a 'month/year' label), and 'Purchase Amount' (displayed as 'AED 21.00'). A 'Cancel' link is visible below the purchase amount. On the right side, there is a circular 'pay' button. At the bottom, there is a 'MasterCard SecureCode' logo and a line of text: 'I hereby authorise the debit to my MasterCard Account in favour of test st'.

User to enter the card details

CUSTOMS DECLARATION GOODS – ENTRY / EXIT REQUEST

The screenshot shows the DAFZ WAY system interface. At the top left is the logo for 'DUBAI IRPC FREELAND FREEZONE'. The main header includes 'DAFZ WAY', 'Dashboard', and 'Reports'. On the right, there is a user profile for 'Vaheed - Agent'. Below the header, there are three tabs: 'CUSTOMS DECLARATION', 'GATE PASS REQUEST', and 'REQUEST GATE PASS'. The 'REQUEST GATE PASS' tab is active. Below the tabs, there are search filters for 'DECLARATION NO.' (with a search box containing 'Enter Customs Declarat') and 'DATE RANGE' (with date pickers for '25/04/2021' and '25/05/2021'). A table with columns 'DECLARATION NO.', 'DECLARATION DATE', 'CONSIGNOR', 'CONSIGNEE', and 'AVAILABLE QTY' is visible. A large white notification box is overlaid on the table, containing a green checkmark icon, the text 'PAYMENT COMPLETED SUCCESSFULLY', and a message: 'Gate pass number 210000131 has been generated and sent to your email'. An 'OK' button is at the bottom of the notification box.

User is informed about PAYMENT COMPLETED SUCCESSFULLY & PDF format of the Gate Pass is emailed to the users registered email address.

LOCAL GOODS GATE PASS

LOCAL GOODS – ENTRY REQUEST

SOURCE OF GOODS *

1

PURPOSE OF ENTRY *

2

VEHICLE PLATE SOURCE *

3

VEHICLE PLATE NO. *

4

DRIVER MOBILE NO. *

5

LOAD FROM PREVIOUS GATE PASS

6

GATE PASS NO.

7

GOODS DESCRIPTION

8

i Goods under local goods IN Gate Pass cannot be taken out under local goods OUT Gate Pass after 7 days from the entry date in case of Office Use

GOODS DETAILS : 9

HS CODE *	PACKAGE TYPE *	MODEL / BRAND	INVOICE NO. *	16
10 <input type="text"/>	11 <input type="text"/>	12 <input type="text"/>	13 <input type="text"/>	
HS CODE DESC.	QUANTITY *	VALUE *		
<input type="text"/>	14 <input type="text" value="QUANTITY"/>	15 <input type="text" value="VALUE"/>		

ADD ITEMS

SAVE AND CONTINUE

* Mandatory fields

User to fill in the form

- 1 Select source of goods:
 - Abu Dhabi
 - Dubai
 - Sharjah
 - Ajman
 - Umm Al Quwain
 - Fujairah
 - Ras Al Khaima
- 2 Select purpose of entry
- 3 Select vehicle plate source:
 - Abu Dhabi
 - Dubai
 - Sharjah
 - Ajman
 - Umm Al Quwain
 - Fujairah
 - Ras Al Khaima
 - Others

- 4 Vehicle plate number
- 5 Driver mobile number
- 6 Option to load data from previous gate pass
- 7 Previous gate pass number to load data.
- 8 Goods description
- 9 Table of goods details
- 10 Select HS code
- 11 Select package type
- 12 Model or brand
- 13 Invoice number
- 14 Quantity
- 15 Value
- 16 Delete

LOCAL GOODS – ENTRY REQUEST

GATE PASS NUMBER 210000132	GATE PASS TYPE Local Goods Entry
REQUESTED BY vibin.dafz@example.com	VEHICLE NUMBER Dubai - R38478
COMPANY ABBOTT LABORATORI	GATE PASS VALIDITY 24 hours from the time of issue

GOODS DETAILS :

INVOICE	HS CODE	HS GOODS DESC.	MODEL	PACKAGE TYPE	GATE PASS QTY	GOODS VALUE
122	71012200	Cultured pearls, wor ...	ACME Brands	BAGS	12	1200
122	72189100	Semi-finished produc ...		CASES	45	450

UPLOAD DETAILS :

Invoice # 122	blank.pdf
---------------	-----------

FEES AND CHARGES :

SERVICE	GATE PASS FEE	NUMBER OF GATE PASS	TOTAL FEES
Local Goods Entry	20	1	20
VAT (5%)			1
TOTAL			21 AED

I, hereby, declare that all the information provided and stated by me at the point of submitting this gate pass request ("Gate Pass Request") is true and correct and I shall bear the full responsibility for declaring any incorrect information, or notifying DAFZA of any change to the information, and I shall bear all the consequences arising thereof. I represent that I have the authority and legal capacity to sign this declaration on my behalf, or on behalf of the legal entities that I represent.

By submitting the Gate Pass Request, I agree that I will access and use the Gate Pass only for the purposes for which the Gate Pass has been granted to me, in accordance with the Terms & Conditions set out below, and other lawful purposes in compliance with all applicable laws in the United Arab Emirates ("UAE"), including laws relating to Tax and Customs regulation. I confirm that I have carefully read and fully understood these [Terms & Conditions](#) ("Terms & Conditions") and hereby accept them on my behalf or on behalf of the entities I represent.

BACK
PAY

* Mandatory fields

- 1 Gate pass summary:
 - Gate pass number
 - Requested by
 - Company
 - Gate pass type
 - Vehicle number
 - Gate pass validity
- 2 Goods details
- 3 Uploaded documents
- 4 Payment details
- 5 Agree to Terms and Conditions
- 6 User click "BACK" to return to details form
- 7 User click "PAY" to redirect to payment gateway

LOCAL GOODS – ENTRY REQUEST

The screenshot shows the Mashreq payment gateway interface. At the top left is the Mashreq logo with the Arabic name 'المشرق'. Below it, the merchant name is displayed. A dark blue header contains the text 'Enter your card details'. The main content area shows a MasterCard payment confirmation: 'MasterCard: You have chosen MasterCard as your method of payment. Please enter your card details into the form below and click "pay" to complete your purchase'. The form includes fields for 'Card Number', 'Expiry Date' (with a dropdown for month/year), and 'Purchase Amount' (displayed as 'AED 21.00'). A 'Cancel' link and a circular 'pay' button are also visible. At the bottom, there is a 'MasterCard SecureCode' logo and a text box for authorization: 'I hereby authorise the debit to my MasterCard Account in favour of test st'.

User to enter the card details

The screenshot shows the DAFZ WAY system dashboard. The top navigation bar includes the logo for 'DUBAI AIRPORT FREE ZONE', the text 'DAFZ WAY', and navigation links for 'Dashboard' and 'Reports'. The user is identified as 'Vaheed - Agent'. The main interface has three tabs: 'CUSTOMS DECLARATION', 'GATE PASS REQUEST', and 'REQUEST GATE PASS'. Below the tabs are search filters for 'DECLARATION NO.' and 'DATE RANGE'. A table lists customs declarations with columns for 'DECLARATION NO.', 'DECLARATION DATE', 'CONSIGNOR', 'CONSIGNEE', and 'AVAILABLE QTY'. A modal window is overlaid on the table, displaying a green checkmark icon and the text: 'PAYMENT COMPLETED SUCCESSFULLY'. Below this, it states: 'Gate pass number 210000131 has been generated and sent to your email'. An 'OK' button is at the bottom of the modal.

DECLARATION NO.	DECLARATION DATE	CONSIGNOR	CONSIGNEE	AVAILABLE QTY
3050001435721	25/05/2021			332
2060001545121	25/05/2021			23
4020001548021	25/05/2021			3523
2060001545021	25/05/2021			23
4010001823021	25/05/2021			332
2060001544821	25 May 2021	with 1900 Waverly Co United arab emirates L.L.C M&M's special holding		23

User is informed about PAYMENT COMPLETED SUCCESSFULLY & PDF format of the Gate Pass is emailed to the users registered email address.

LOCAL GOODS – EXIT REQUEST

✕

LOCAL GOODS - EXIT

VEHICLE PLATE SOURCE * 1

Dubai v

VEHICLE PLATE NO. * 2

V2345

DRIVER MOBILE NO. * 3

0555555555

SELECT GATE PASS IN * 4

210000029 v

PURPOSE OF ENTRY * 5

Storage

SOURCE OF GOODS * 6

Dubai

GOODS DESCRIPTION 7

Test load from old gate pass

9 INVOICE	10 HS CODE	11 PACKAGE TYPE	12 MODEL	13 AVAILABLE QTY	14 OUT QTY*	15 VALUE*
976676	86021000 (Diesel-electric loco ...)	PARCELS	diesel	3	<input style="width: 50px;" type="text"/>	<input style="width: 50px;" type="text"/>
8 1122	72024100 (Ferro-chromium conta ...)	CARTONS	Test	100	<input style="width: 50px;" type="text"/>	<input style="width: 50px;" type="text"/>
565	39042100 (Non-plasticised poly ...)	BOXES	plastic	500	<input style="width: 50px;" type="text"/>	<input style="width: 50px;" type="text"/>

16 ADD ITEMS

* Mandatory fields

- | | |
|---|---|
| <p>1 Select vehicle plate source:</p> <ul style="list-style-type: none"> • Abu Dhabi • Dubai • Sharjah • Ajman • Umm Al Quwain • Fujairah • Ras Al Khaima • Others | <p>8 Table of goods</p> |
| <p>2 Vehicle plate number</p> | <p>9 Invoice number</p> |
| <p>3 Driver mobile number</p> | <p>10 HS code</p> |
| <p>4 Select gate pass In number</p> | <p>11 Package type</p> |
| <p>5 Purpose of entry</p> | <p>12 Model</p> |
| <p>6 Source of goods</p> | <p>13 Available quantity</p> |
| <p>7 Goods description</p> | <p>14 Gate pass quantity</p> |
| | <p>15 Value of goods</p> |
| | <p>16 Add selected items</p> |

Goods may be added from more Local Goods In Gate Passes

LOCAL GOODS – EXIT REQUEST

GATE PASS NUMBER	210000133	GATE PASS TYPE	Local Goods Exit
1 REQUESTED BY	vibin.dafz@example.com	VEHICLE NUMBER	Dubai - V2345
COMPANY	ABBOTT LABORATORI	GATE PASS VALIDITY	24 hours from the time of issue

GOODS DETAILS :

GATE PASS IN NO.	INVOICE	HS CODE	PACKAGE TYPE	MODEL	OUT QTY	GOODS VALUE
2 210000029	976676	86021000	PARCELS	diesel	1	12
210000029	1122	72024100	CARTONS	Test	12	45

UPLOAD DETAILS :

3 Invoice # 976676	passport.jpg
Invoice # 1122	trade license.jpg

FEES AND CHARGES :

SERVICE	GATE PASS FEE	NUMBER OF GATE PASS	TOTAL FEES
4 Local Goods Exit	20	1	20
VAT (5%)			1
TOTAL			21 AED


5 I, hereby, declare that all the information provided and stated by me at the point of submitting this gate pass request ("Gate Pass Request") is true and correct and I shall bear the full responsibility for declaring any incorrect information, or notifying DAFZA of any change to the information, and I shall bear all the consequences arising thereof. I represent that I have the authority and legal capacity to sign this declaration on my behalf, or on behalf of the legal entities that I represent.
By submitting the Gate Pass Request, I agree that I will access and use the Gate Pass only for the purposes for which the Gate Pass has been granted to me, in accordance with the Terms & Conditions set out below, and other lawful purposes in compliance with all applicable laws in the United Arab Emirates ("UAE"), including laws relating to Tax and Customs regulation. I confirm that I have carefully read and fully understood these [Terms & Conditions](#) (**Terms & Conditions**) and hereby accept them on my behalf or on behalf of the entities I represent.

6 7

* Mandatory fields

- | | |
|---|--|
| <p>1 Gate pass summary:</p> <ul style="list-style-type: none"> • Gate pass number • Requested by • Company • Gate pass type • Vehicle number • Gate pass validity | <p>2 Goods details</p> <p>3 Uploaded documents</p> <p>4 Payment details</p> <p>5 Agree to Terms and Conditions</p> <p>6 User click "BACK" to return to details form</p> <p>7 User click "PAY" to redirect to payment gateway</p> |
|---|--|

LOCAL GOODS – EXIT REQUEST

mashreq  المشرق

Merchant name:

Enter your card details


MasterCard: You have chosen MasterCard as your method of payment. Please enter your card details into the form below and click "pay" to complete your purchase

Card Number :: [input field]

Expiry Date :: [input field] / [input field] month/year

Purchase Amount :: **AED 21.00**

[Cancel](#)



MasterCard.
SecureCode.

I hereby authorise the debit to my MasterCard Account in favour of test st

User to enter the card details

JUBA IRPC Dubai Airport Freezone

DAFZ WAY

Dashboard Reports


Vaheed - Agent

CUSTOMS DECLARATION GATE PASS REQUEST REQUEST GATE PASS

DECLARATION NO. Enter Customs Declarat [input field]

DATE RANGE 25/04/2021 25/05/2021 [input field]

DECLARATION NO.	DECLARATION DATE	CONSIGNOR	CONSIGNEE	AVAILABLE QTY
3050001435721	25			332
2060001545121	25			23
4020001548021	25			3523
2060001545021	25			23
4010001823021	25			332
2060001544821	25 May 2021	with 1900 Waverly Co United arab emirates L.L.C		23



PAYMENT COMPLETED SUCCESSFULLY

Gate pass number 210000131 has been generated and sent to your email

[OK](#)

User is informed about PAYMENT COMPLETED SUCCESSFULLY & PDF format of the Gate Pass is emailed to the users registered email address.

ADHOC GATE PASS

ADHOC GOODS – ENTRY / EXIT REQUEST

VEHICLE PLATE SOURCE * VEHICLE PLATE NO. * DRIVER MOBILE NO. *

1 Select Plate Source 2 Enter Plate Number 3 05XXXXXXXXX

REFERENCE NO. PURPOSE OF ENTRY *

4 Please Enter Reference Number Select Purpose

REMARKS

ADD ITEMS

UPLOAD DOCUMENTS :

Choose files or drop here

* Mandatory fields

User to fill in the form

- 1 Select vehicle plate source:
 - Abu Dhabi
 - Dubai
 - Sharjah
 - Ajman
 - Umm Al Quwain
 - Fujairah
 - Ras Al Khaima
 - Others
- 2 Vehicle plate number
- 3 Driver mobile number
- 4 Customer internal reference number

ADHOC GOODS – ENTRY / EXIT REQUEST

The screenshot shows a form for 'ADHOC GOODS – ENTRY / EXIT REQUEST'. It includes several input fields and buttons. Callouts 5 through 15 point to specific elements: 5 (Purpose of entry), 6 (Remarks), 7 (Table of goods), 8 (Goods description), 9 (Package type), 10 (Gate pass quantity), 11 (Weight in KG), 12 (Delete good), 13 (Add more goods), 14 (Save goods and continue to summary screen), and 15 (Upload supporting documents). The form has a dark blue background with white text and input fields.

VEHICLE PLATE SOURCE *
Select Plate Source

VEHICLE PLATE NO. *
Enter Plate Number

DRIVER MOBILE NO. *
05XXXXXXXX

REFERENCE NO.
Please Enter Reference Number

PURPOSE OF ENTRY *
5 Select Purpose

REMARKS
6

8

7	8	9	10	11	12
GOODS DESCRIPTION *	PACKAGE TYPE *	GATE PASS QTY *	WEIGHT (KG)		
	9 Select Package Type	10	11		12

13 ADD ITEMS

14 SAVE AND CONTINUE

15

UPLOAD DOCUMENTS :
Choose files or drop here

* Mandatory fields

- 5 Purpose of entry
- 6 Remarks
- 7 Table of goods
- 8 Goods description
- 9 Package type
- 10 Gate pass quantity
- 11 Weight in KG
- 12 Delete good
- 13 Add more goods
- 14 Save goods and continue to summary screen
- 15 Upload supporting documents

ADHOC GOODS – ENTRY / EXIT REQUEST

GATE PASS NUMBER	210000128	GATE PASS TYPE	ADHOC GOODS - ENTRY
REQUESTED BY	vaheed.agent@example.com	VEHICLE NUMBER	Dubai-1223
COMPANY	B2B Logistics LLC	GATE PASS VALIDITY	24 hours from the time of issue

GOODS DESCRIPTION	PACKAGE TYPE	GATE PASS QTY	WEIGHT (KG)
Goods 1 Description	CASES	12	2
Goods 2 Description	BOXES	5	13

FEES AND CHARGES :


SERVICE	GATE PASS FEE	NUMBER OF GATE PASS	TOTAL FEES
ADHOC GOODS - ENTRY	20	1	20
VAT (5%)			1
TOTAL			21 AED

I, hereby, declare that all the information provided and stated by me at the point of submitting this gate pass request ("Gate Pass Request") is true and correct and I shall bear the full responsibility for declaring any incorrect information, or notifying DAFZA of any change to the information, and I shall bear all the consequences arising thereof. I represent that I have the authority and legal capacity to sign this declaration on my behalf, or on behalf of the legal entities that I represent.

By submitting the Gate Pass Request, I agree that I will access and use the Gate Pass only for the purposes for which the Gate Pass has been granted to me, in accordance with the Terms & Conditions set out below, and other lawful purposes in compliance with all applicable laws in the United Arab Emirates ("UAE"), including laws relating to Tax and Customs regulation. I confirm that I have carefully read and fully understood these [Terms & Conditions](#) ("Terms & Conditions") and hereby accept them on my behalf or on behalf of the entities I represent.


- 1 Gate pass summary:
 - Gate pass number
 - Requested by
 - Company
 - Gate pass type
 - Vehicle number
 - Gate pass validity
- 2 Goods details
- 3 Payment details
- 4 Agree to Terms and Conditions
- 5 User click "BACK" to return to details form
- 6 User click "PAY" to redirect to payment gateway

ADHOC GOODS – ENTRY / EXIT REQUEST

mashreq  المشرق

Merchant name:


Enter your card details


 **MasterCard:** You have chosen MasterCard as your method of payment. Please enter your card details into the form below and click "pay" to complete your purchase

Card Number :::

Expiry Date ::: / month/year


Purchase Amount ::: **AED 21.00**

[Cancel](#) 



I hereby authorise the debit to my MasterCard Account in favour of test st

User to enter the card details


 **DAFZ WAY** [Dashboard](#) [Reports](#) Vaheed - Agent

CUSTOMS DECLARATION **GATE PASS REQUEST** **REQUEST GATE PASS**

DECLARATION NO.

DATE RANGE

DECLARATION NO.	DECLARATION DATE	CONSIGNOR	CONSIGNEE	AVAILABLE QTY
2060001545121	25			23
4020001548021	25			3523
2060001545021	25			23
4010001823021	25			332
2060001544821	25			23
2110001494021	24 May 2021	M&M's special holding private company associated with 1900 Waverly Co United		100



PAYMENT COMPLETED SUCCESSFULLY

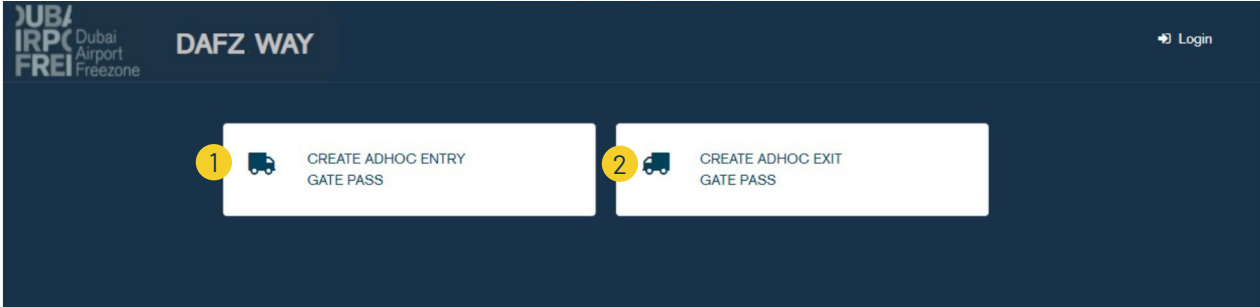
Gate pass number 210000128 has been generated and sent to your email

[OK](#)

User is informed about PAYMENT COMPLETED SUCCESSFULLY & PDF format of the Gate Pass is emailed to the users registered email address.

ANONYMOUS USER

ANONYMOUS USER HOMEPAGE



When user click "CONTINUE AS GUEST" from login screen

- 1 User click to create ADHOC Goods – Entry gate pass
- 2 User click to create ADHOC Goods – Exit gate pass

ANONYMOUS USER – ADHOC GOODS – ENTRY / EXIT REQUEST

User to fill in the form

- 1 Requestor name
- 2 ID Document Type:
 - Emirates ID
 - Passport
- 3 ID document number
- 4 Upload ID document copy

ANONYMOUS USER – ADHOC GOODS – ENTRY / EXIT REQUEST

The form is divided into several sections:

- Requestor Information:** Includes fields for Requestor Name (5), ID Doc. Type (6), ID Document No. (7), and ID Document (8).
- Vehicle Information:** Includes fields for Vehicle Plate Source (5), Vehicle Plate No. (6), Email (7), and Driver Mobile No. (8).
- Reference and Purpose:** Includes fields for Reference No. (9) and Purpose of Entry (10).
- Remarks:** A large text area (11) for additional notes.
- Goods Table:** A table with columns for Goods Description (13), Package Type (14), Gate Pass Qty (15), and Weight (KG) (16). A delete icon (17) is present in the Weight column.
- Buttons:** 'ADD ITEMS' (18) and 'SAVE AND CONTINUE' (19).
- Upload Documents:** A dashed box (20) labeled 'Choose files or drop here'.

* Mandatory fields

- 5 Select vehicle plate source:
 - Abu Dhabi
 - Dubai
 - Sharjah
 - Ajman
 - Umm Al Quwain
 - Fujairah
 - Ras Al Khaima
 - Others
- 6 Vehicle plate number
- 7 Requestor email
- 8 Driver mobile number
- 9 Customer internal reference number
- 10 Purpose of entry
- 11 Remarks
- 12 Table of goods
- 13 Goods description
- 14 Package type
- 15 Gate pass quantity
- 16 Weight in KG
- 17 Delete good
- 18 Add more goods
- 19 Save goods and continue to summary page
- 20 Upload supporting documents

ANONYMOUS USER – ADHOC GOODS – ENTRY / EXIT GATE PASS

GATE PASS NUMBER 210000129	GATE PASS TYPE ADHOC GOODS - ENTRY
1 REQUESTED BY Company Name	VEHICLE NUMBER Dubai-T63567
EMAIL requestor@company.com	GATE PASS VALIDITY 24 hours from the time of issue

GOODS DESCRIPTION	PACKAGE TYPE	GATE PASS QTY	WEIGHT (KG)
Item 1 Description	BAGS	5	0
Item 2 Description	BOXES	12	25

DOCUMENTS UPLOADS :

3 blank.pdf

FEES AND CHARGES :

SERVICE	GATE PASS FEE	NUMBER OF GATE PASS	TOTAL FEES
4 ADHOC GOODS - ENTRY	20	1	20
VAT (5%)			1
TOTAL			21 AED

5 Confirm that I have carefully read and fully understood these [Terms & Conditions](#) ("Terms & Conditions") and hereby accept them on my behalf or on behalf of the entities I represent

6

7

- 1 Gate Pass Summary:
 - Gate Pass Number
 - Requested by
 - Email
 - Gate Pass Type
 - Vehicle Number
 - Gate Pass Validity
- 2 Goods details
- 3 Document uploads
- 4 Payment details
- 5 Agree to Terms and Conditions
- 6 User click "BACK" to return to details form
- 7 User click "PAY" to redirect to payment gateway

ANONYMOUS USER – ADHOC GOODS – ENTRY / EXIT REQUEST

The screenshot shows the Mashreq payment interface. At the top left is the Mashreq logo with the Arabic text 'المشرق'. Below it, a dark blue bar contains the text 'Merchant name:'. A second dark blue bar contains the heading 'Enter your card details'. The main content area shows a MasterCard payment form. It includes a MasterCard logo, the text 'MasterCard: You have chosen MasterCard as your method of payment. Please enter your card details into the form below and click "pay" to complete your purchase', and three input fields: 'Card Number', 'Expiry Date' (with a slash separator and 'month/year' label), and 'Purchase Amount' (displayed as 'AED 21.00'). There is a 'Cancel' link and a circular 'pay' button. At the bottom, the text 'I hereby authorise the debit to my MasterCard Account in favour of test st' is visible.

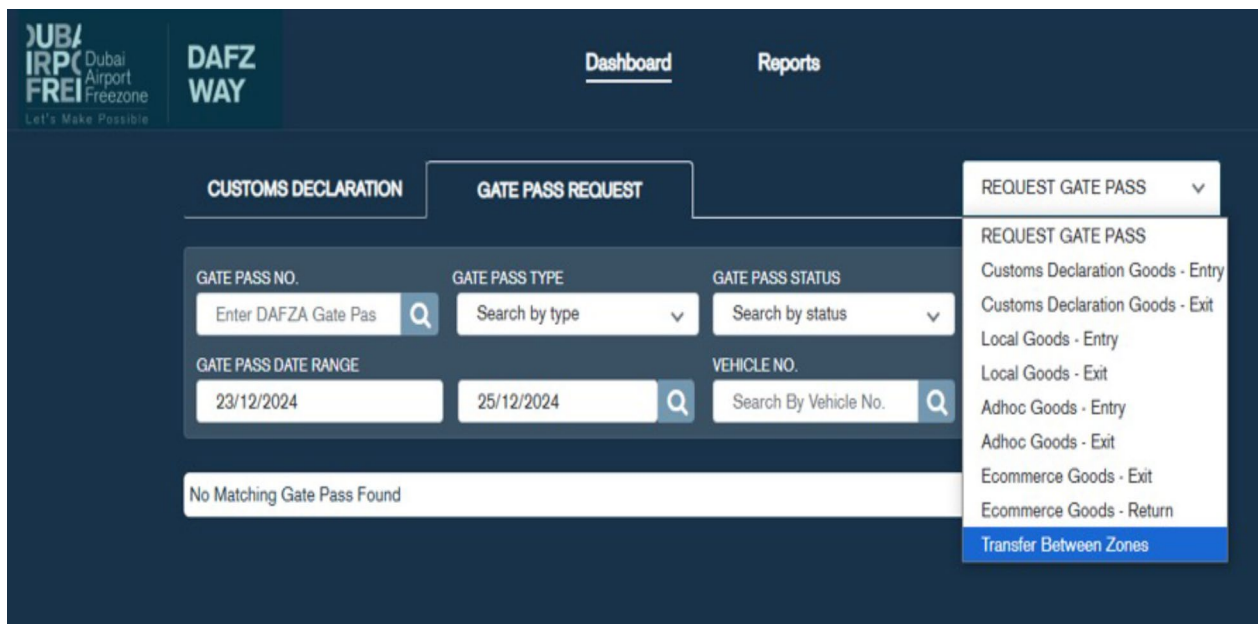
User to enter the card details

The screenshot shows the DAFZ WAY payment completion screen. The top left corner features the logos for 'DUBAI AIRPORT FREE ZONE' and 'DAFZ WAY'. The top right corner has a 'Login' link. Below the header are two buttons: 'CREATE ADHOC ENTRY GATE PASS' and 'CREATE ADHOC EXIT GATE PASS'. The main content area is a white modal box with a green checkmark icon, the text 'PAYMENT COMPLETED SUCCESSFULLY', and a message: 'Gate pass number 210000129 has been generated and sent to your email'. At the bottom of the modal is an 'OK' button.

User is informed about PAYMENT COMPLETED SUCCESSFULLY & PDF format of the Gate Pass is emailed to the users registered email address.

TRANSFER BETWEEN ZONES

TRANSFER BETWEEN ZONES – GATE PASS



* Mandatory fields

- 1 This gate pass is for transferring goods between DAFZ, Dubai CommerCity(DCC) and DIP(Qusais) companies
 - 2 Transfer scenario can be:
 - a. Company A to Company B (between DAFZ / DCC / DIP)
 - b. Company A to Company A (between DAFZ / DCC / DIP)
 - 3 Transfer can be between warehouse to warehouse or office to office or warehouse to office or office to warehouse in the same zone or different zones
 - 4 Transfer gate pass is mandatory when the goods are exiting the zone gate/office building. Transfer gate pass not required if
 - 5 the transfer is in the same zone without exiting the zone gate/office building
 - 6 Customs Declaration is mandatory if the transfer is between two different companies with different Customs business codes
 - 7 Customs declaration is not required when the transfer is between different locations of the same company having same Customs business code
 - 8 Goods must reach the designated destination zone security office within the timelines specified in the gate pass
- Note: Maximum 10 declarations can be used in a single Transfer Gate Pass.

TRANSFER BETWEEN ZONES – GATE PASS

✕

TRANSFER BETWEEN ZONES

i

This gate pass is for transferring goods between DAFZ, Dubai CommerCity and DIP (Qusais).
Kindly use Customs Declaration Entry/Exit gate pass for other freezone transfers.

VEHICLE PLATE SOURCE 1 Select Plate Source v	VEHICLE PLATE NO. * 2 Enter Plate Number	DRIVER MOBILE NO. * 3 05XXXXXXXX	REFERENCE NO. 4 Please Enter Reference Number
--	---	-------------------------------------	--

REMARKS

/

5

BUSINESS CODE * 6 AE-213124	FROM * Dubai Airport Free Zone v	BUSINESS CODE * 10	TO * 11 Select Zone v
WAREHOUSE/OFFICE NUMBER * 7	LOCATION * 8 Select Location v	WAREHOUSE/OFFICE NUMBER * 12	LOCATION * 13 Select Location v
COMPANY NAME * 9 Super DART	COMPANY NAME * 14		

15 ADD ITEMS

- | | |
|---|---|
| <ul style="list-style-type: none"> 1 Select Vehicle plate source 2 Enter Vehicle Plate Number 3 Enter Driver's mobile number 4 Enter Company's Internal reference number, if any (optional) 5 Enter Remarks, if any (optional) 6 Business code and From location of the Transferor will be auto populated based on the login credentials 7 Enter Transferor Warehouse / Office Number 8 Select Transferor Location 9 Transferor Company Name will be auto populated based on the login credentials | <ul style="list-style-type: none"> 10 Enter Business Code of the Transferee Company 11 Select the To Zone of the Transferee Company 12 Enter Transferee Warehouse / Office Number 13 Select Transferee Location 14 Transferee Company Name will be auto populated based on the Business Code 15 Click 'Add Items' to enter the goods details <p style="margin-top: 20px;">Note: Transferee company must have registration in the destination zone Gate Pass application</p> |
|---|---|

TRANSFER BETWEEN ZONES – GATE PASS

TRANSFER BETWEEN ZONES

This gate pass is for transferring goods between DAFZ, Dubai CommerCity and DIP (Qusais).
Kindly use Customs Declaration Entry/Exit gate pass for other freezone transfers.

VEHICLE PLATE SOURCE	VEHICLE PLATE NO.	DRIVER MOBILE NO.	REFERENCE NO.
Dubai	48	0528428428	Please Enter Reference Number

REMARKS

BUSINESS CODE	FROM	BUSINESS CODE	TO
AE-218124	Dubai Airport Free Zone	BC-128	Dubai Airport Free Zone
WAREHOUSE/OFFICE NUMBER	LOCATION	WAREHOUSE/OFFICE NUMBER	LOCATION
82	WAREHOUSE	82	OFFICE
COMPANY NAME		COMPANY NAME	
Super DART		DNATA_COMPANY	

DECLARATION NUMBER *	GOODS DESCRIPTION *	PACKAGE TYPE *	GATE PASS QTY *
482qw82812812	Test Goods	PACKAGES	10
8212812812812	Test Packe	PACKAGES	1

ADD ITEMS SAVE AND CONTINUE

DOCUMENTS UPLOAD :

Declaration #	Select file
482qw82812812	
Declaration #	Select file
8212812812812	

Add Items & Document Upload

- 1 Enter Customs Declaration Number
- 2 Enter Goods Description
- 3 Package Type is defaulted to PACKAGES
- 4 Enter Gate Pass Quantity
- 5 Click ADD ITEMS to add more line items
- 6 Upload Customs Declaration (BOE) for each Declaration Number listed in the line items
- 7 Click SAVE & CONTINUE to proceed

TRANSFER BETWEEN ZONES – GATE PASS

✕

TRANSFER BETWEEN ZONES

GATE PASS NUMBER D240000551	GATE PASS TYPE TRANSFER BETWEEN ZONES
REQUESTED BY Devuser@superdart.com	VEHICLE NUMBER DXB-43
COMPANY Super DART	GATE PASS VALIDITY 24 hours from the time of issue

DECLARATION NUMBER	GOODS DESCRIPTION	PACKAGE TYPE	GATE PASS QTY
432qw32312312	Test Goods	PACKAGES	10
3212312312312	Test Packs	PACKAGES	3

Declaration # 432qw32312312	4473829.jpg
Declaration # 3212312312312	4473829.jpg

FEES AND CHARGES :

SERVICE	GATE PASS FEE	NO. OF DECLARATION	TOTAL FEES
TRANSFER BETWEEN ZONE	10	2	20
TOTAL (AED)			20

Pay by Card
 Pay by Wallet
Available balance of AED 9380

1 ✓ I, hereby, declare that all the information provided and stated by me at the point of submitting this gate pass request ("Gate Pass Request") is true and correct and I shall bear the full responsibility for declaring any incorrect information, or notifying DCC authority of any change to the information, and I shall bear all the consequences arising thereof. I represent that I have the authority and legal capacity to sign this declaration on my behalf, or on behalf of the legal entities that I represent. By submitting the Gate Pass Request, I agree that I will access and use the Gate Pass only for the purposes for which the Gate Pass has been granted to me, in accordance with the Terms & Conditions set out below, and other lawful purposes in compliance with all applicable laws in the United Arab Emirates ("UAE"), including laws relating to Tax and Customs regulation

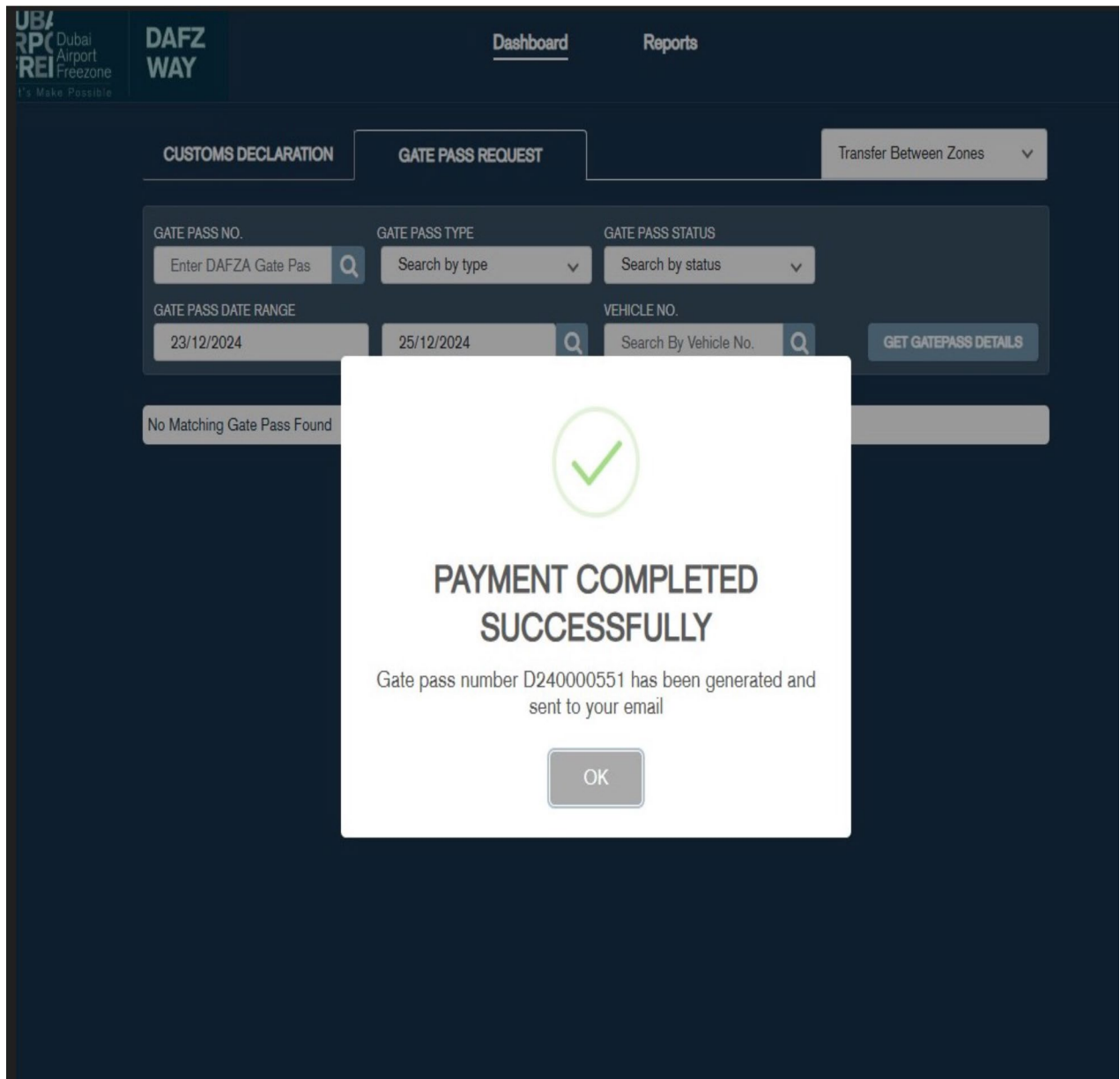
BACK

2 **PAY**

- 1** Read and agree to the terms and conditions
- 2** Initiate payment for the Gate Pass.

Note: User will have option to pay by Debit/Credit card or DCC e-Wallet account. Based on the payment mode navigation screen will appear.

TRANSFER BETWEEN ZONES – GATE PASS



User is informed about the Payment Completion status. Upon successful payment completion, PDF format of the Gate Pass is emailed to the users registered email address.

PAYMENT

Payment methods:

We support payment by multiple methods including Credit Card and DAFZ E-Wallet. If you have a DAFZ E-Wallet, you can pay conveniently using this method. This Payment Method will be available only to customers who have an active E-Wallet with DAFZ. To set up your e-wallet account, contact Customer Relationship team

PAYMENT METHODS

GATE PASS NUMBER 210000133	GATE PASS TYPE Local Goods Exit
REQUESTED BY vibin.dafz@example.com	VEHICLE NUMBER Dubai - V2345
COMPANY ABBOTT LABORATORI	GATE PASS VALIDITY 24 hours from the time of issue

GOODS DETAILS :

GATE PASS IN NO.	INVOICE	HS CODE	PACKAGE TYPE	MODEL	OUT QTY	GOODS VALUE
210000029	976676	86021000	PARCELS	diesel	1	12
210000029	1122	72024100	CARTONS	Test	12	45

UPLOAD DETAILS :

Invoice # 976676	passport.jpg
Invoice # 1122	trade license.jpg

FEES AND CHARGES :

SERVICE	GATE PASS FEE	NUMBER OF GATE PASS	TOTAL FEES
Local Goods Exit	20	1	20
VAT (5%)			1
TOTAL			21 AED

1 Pay by Card

2 Pay by Wallet
Available balance of AED 147.53

I, hereby, declare that all the information provided and stated by me at the point of submitting this gate pass request ("Gate Pass Request") is true and correct and I shall bear the full responsibility for declaring any incorrect information, or notifying DAFZA of any change to the information, and I shall bear all the consequences arising thereof. I represent that I have the authority and legal capacity to sign this declaration on my behalf, or on behalf of the legal entities that I represent.
By submitting the Gate Pass Request, I agree that I will access and use the Gate Passes only for the purposes for which the Gate Pass has been granted to me, in accordance with the Terms & Conditions set out below, and other lawful purposes in compliance with all applicable laws in the United Arab Emirates ("UAE"), including laws relating to Tax and Customs regulation
I confirm that I have carefully read and fully understood these [Terms & Conditions](#) (***Terms & Conditions***) and hereby accept them on my behalf or on behalf of the entities I represent

- 1** You will be redirected to a secure payment gateway to complete payment
- 2** The required fees will be automatically deducted from your e-wallet balance

Note: 'Pay by wallet' option will be available only if you have set up your DAFZ e-wallet account.

WALLET TOP UP

The screenshot displays the DAFZ WAY system interface. At the top left, the logo for JUBA IRPC FREI Dubai Airport Freezone is visible. The main header includes 'DAFZ WAY', 'Dashboard', and 'Reports'. A user profile for 'Vibin - DAFZA' is shown in the top right corner, with a notification bubble containing a yellow circle with the number '1' and the text 'Top up' and 'Log out'. Below the header, there are three tabs: 'CUSTOMS DECLARATION', 'GATE PASS REQUEST', and 'REQUEST GATE PASS'. The 'CUSTOMS DECLARATION' tab is active. Below the tabs, there are search filters for 'DECLARATION NO.' (with a search box containing 'Enter Customs Declara') and 'DATE RANGE' (with date pickers for '25/04/2021' and '25/05/2021'). A table with 8 rows and 5 columns is displayed below the filters. The columns are 'DECLARATION NO.', 'DECLARATION DATE', 'CONSIGNOR', 'CONSIGNEE', and 'AVAILABLE QTY'. The table contains the following data:

DECLARATION NO.	DECLARATION DATE	CONSIGNOR	CONSIGNEE	AVAILABLE QTY
1010199501188	05 May 2021		M&M's special holding company in united arab emirates L.L.C	349
3030100143221	10 May 2021	FZRNA		29
3030100143721	10 May 2021	FZRNA		29
1010100909221	10 May 2021		M&M's special holding company in united arab emirates L.L.C	300
1010100909421	10 May 2021		M&M's special holding company in united arab emirates L.L.C	63
1010100909521	10 May 2021		M&M's special holding company in united arab emirates L.L.C	79
1010100909621	16 May 2021		M&M's special holding company in united arab emirates L.L.C	29
1010100908855	05 May 2021		M&M's special holding company in united arab emirates L.L.C	29

At the bottom left of the table, it says '1 to 8 of 8 items'.

1 Top up E-Wallet account

Note: 'Pay by wallet' option will be available only if you have set up your DAFZ e-wallet account.

WALLET TOP UP

AMOUNT	COMPANY NAME	AVAILABLE BALANCE
1 Enter Amount	2 ABBOTT LABORATORIES S.A.(3 147.53

PAY

- 1 Enter the amount you want to add to your e-wallet account
- 2 Review company name (read-only)
- 3 Current balance on your e-wallet account (read-only)

Wallet Top Up should made through
Credit / Debit Card

WALLET TOP UP



Merchant name:

Enter your card details

MasterCard: You have chosen MasterCard as your method of payment. Please enter your card details into the form below and click "pay" to complete your purchase

Card Number ::
Expiry Date :: / month/year
Purchase Amount :: **AED 21.00**

[Cancel](#)



I hereby authorise the debit to my MasterCard Account in favour of test st

User to enter the card details

The screenshot shows the DAFZ WAY dashboard with a modal window indicating a successful payment. The dashboard includes navigation tabs for CUSTOMS DECLARATION, GATE PASS REQUEST, and REQUEST GATE PASS. A search bar for DECLARATION NO. and a DATE RANGE filter are visible. A table lists declaration details with columns for DECLARATION NO., DECLARATION DATE, CONSIGNOR, CONSIGNEE, and AVAILABLE QTY. The modal window displays a green checkmark and the text: "PAYMENT COMPLETED SUCCESSFULLY. Top up of your wallet completed successfully. Your current balance is 347.53 AED." with an OK button.

DECLARATION NO.	DECLARATION DATE	CONSIGNOR	CONSIGNEE	AVAILABLE QTY
1010199501188	05			349
3030100143221	10			29
3030100143721	10			29
1010100909221	10			300
1010100909421	10			63
1010100909521	10			79
1010100909621	16			29
1010100908855	05			29

USER MANAGEMENT

USER MANAGEMENT

The screenshot displays the DAFZ WAY User Management interface. At the top left, there is a logo for 'UBA IRPC FREI Dubai Airport Freezone' and the 'DAFZ WAY' logo. The navigation bar includes 'Dashboard' and 'Reports'. In the top right corner, there is a user profile dropdown menu with the name 'amrr' and a 'Log out' option. Below the navigation bar, there is a search section with two input fields: 'USERNAME' (with placeholder 'Enter Username') and 'EMAIL' (with placeholder 'Enter User Email'). To the right of these fields are two buttons: 'NEW USER' and 'EXPORT USERS'. Below the search section is a table of users with the following columns: NAME, USERNAME, EMAIL, ROLE, and STATUS. The table contains five rows of user data. The STATUS column includes 'Active' and 'Inactive' labels and toggle switches. A user profile dropdown menu is visible in the top right corner, showing options for 'Manage Users', 'User Manual', and 'Log out'. The table shows the following data:

NAME	USERNAME	EMAIL	ROLE	STATUS
Irfan	irfan@gmail.com	irfan@gmail.com	Company	Active
Kalifa	Kalifa@gmail.co...	Kalifa@gmail.com	Company	Active
Preeth	Preeth@gmail.co...	Preeth@gmail.com	Company	Inactive
Sofi	sofi@gmail.com	sofi@gmail.com	Company	Active
Thahir	Thahir@gmail.co...	Thahir@gmail.com	Company	Inactive

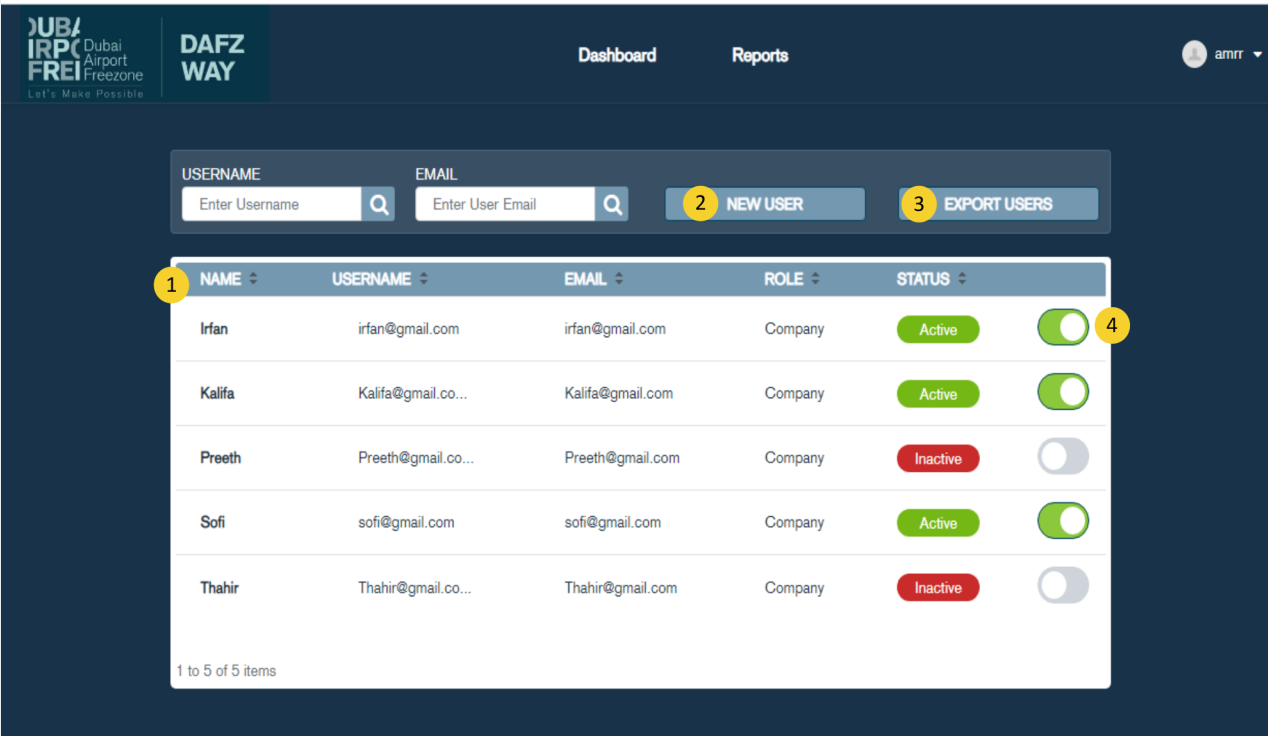
At the bottom left of the table, it says '1 to 5 of 5 items'.

The company individual who is having 'Super User' status will have option to manage additional users of the company

- 1 Click the 'menu' option under the User Login Info
- 2 Click 'Manage Users' option

Note: Super User for a company can only be created by DAFZ WAY admin. For creating Super User, kindly send a request to dafzway@dafz.ae by an existing Super User of the company or an authorized Company Manager

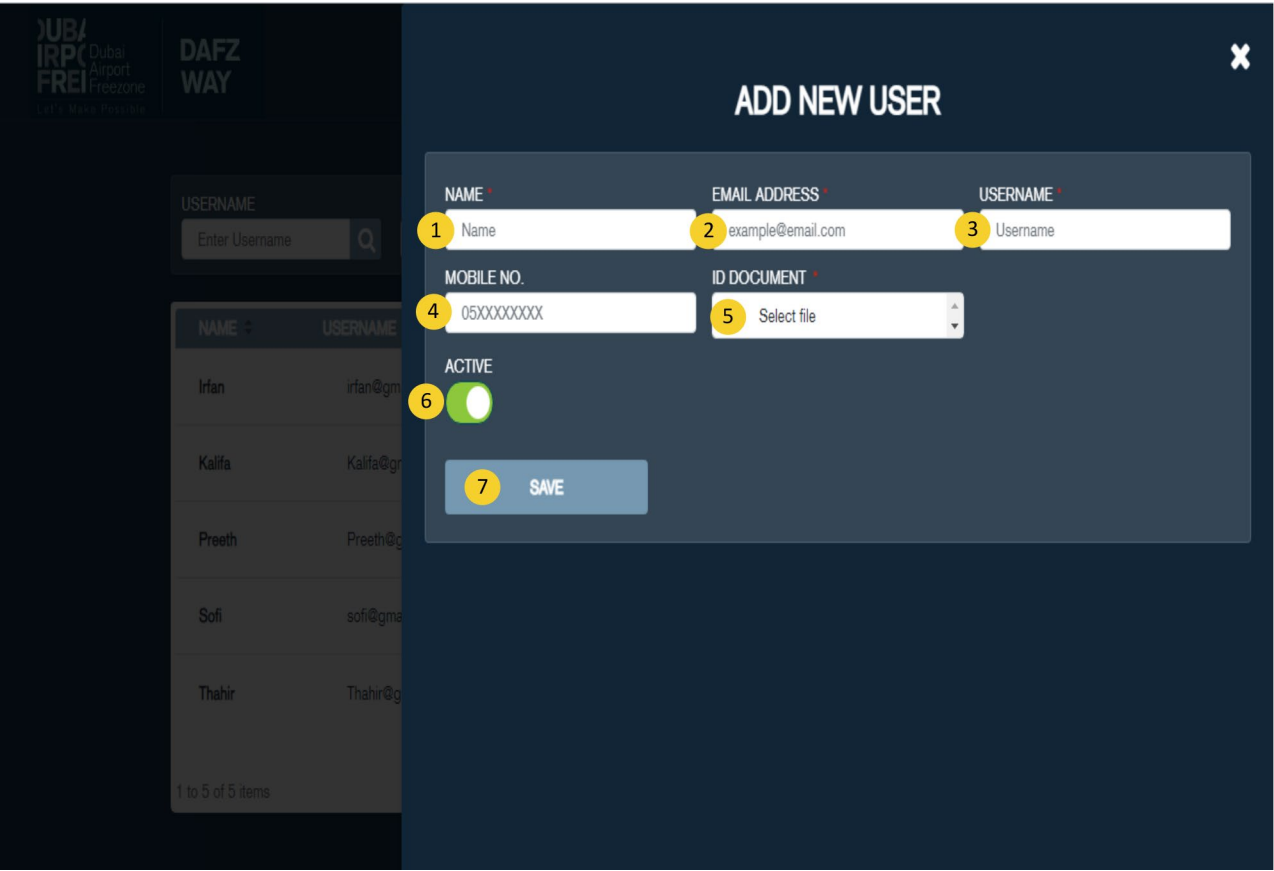
USER MANAGEMENT



- 1 List of all existing users from the company, if any, will be listed with their status
- 2 Click 'New User' button to create new user(s)
- 3 Click 'Export Users' button to export list of existing users from the company
- 4 Toggle the Active/Inactive button to make a user Active or Inactive

Note: You can search for a user by username or user email, if the list is too long

USER MANAGEMENT

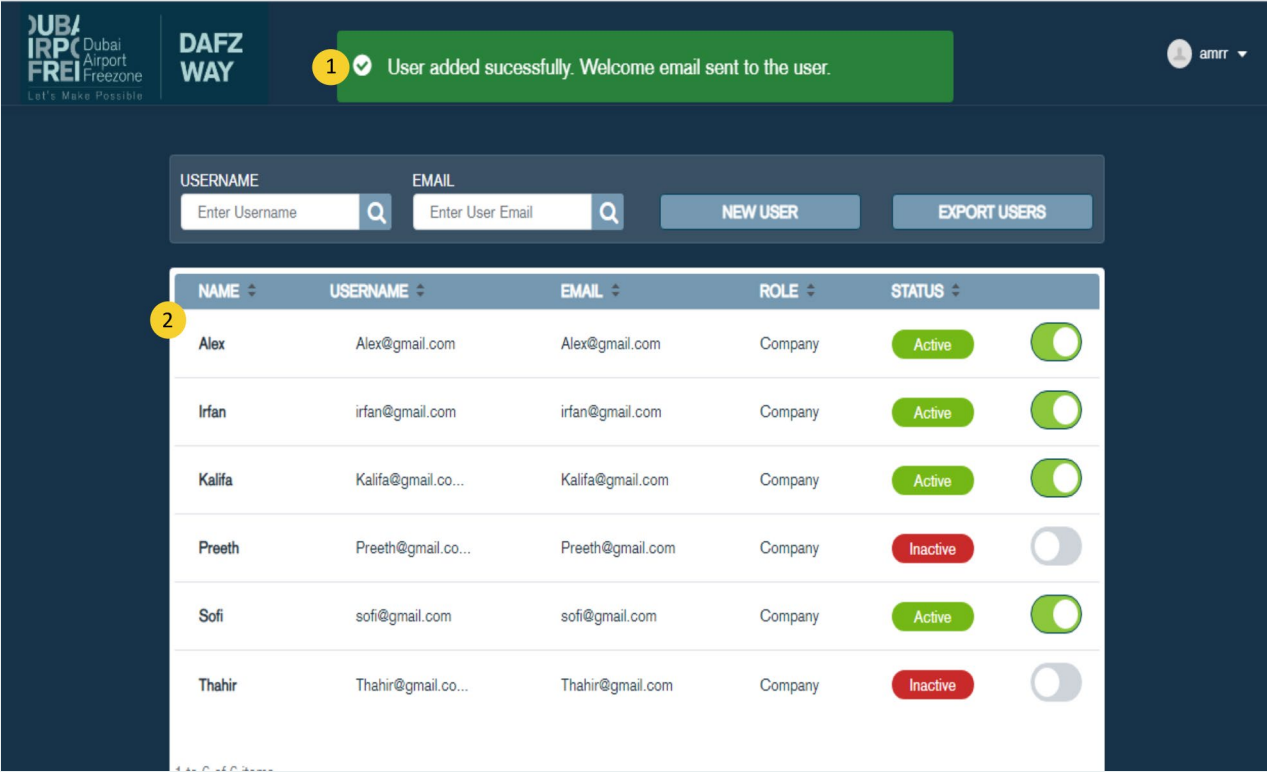


ADD NEW USER

- 1 Enter the Name
- 2 Enter email address
- 3 Enter Username (by default email address will be taken as Username)
- 4 Enter Mobile Number (optional)
- 5 Attach ID proof for the user being added (Passport Copy / EID)
- 6 Active / Inactive button (Default it will be 'active' for the new user being added)
- 7 Click 'Save' button to add the new user

Note: In case username already exist, please provide a different username.

USER MANAGEMENT



ADD NEW USER

- 1 Message on successful addition of user
- 2 List of users including the newly added will be displayed

Note: Each added user will receive his/her login credentials in the email provided in the user creation

FREQUENTLY ASKED QUESTIONS (FAQ)

FREQUENTLY ASKED QUESTIONS (FAQ)

01 What is DAFZ Gate Pass?

DAFZ Gate Pass is an electronic document issued by the Dubai Airport Freezone Authority as per the request of a natural or legal person to allow entry or exit of the goods through its gates.

02 How do I register and access DAFZ Gate Pass?

On our DAFZ website, under Login tab, click on DAFZ WAY LOGIN to request for a New Registration. You must provide the required information and document attachments. Upon verification you will receive a confirmation email with account creation details.

You may also add users for the company to use the Gate Pass System.

A natural person can use the "Guest User" to access the DAFZ Gate Pass System.

03 What are the different Types of Gate Passes?

There are 7 types of gate passes as listed below.

a. Gate Pass for Customs Declaration – Goods Entry

This Gate Pass is used for the entry of goods which are cleared by Dubai Customs against a valid Customs Declaration. This type of gate pass will be mainly required when a DAFZ based free zone company is bringing the goods from different ports of UAE or a different free zone of Dubai or UAE mainland in to their DAFZ premises.

b. Gate Pass for Customs Declaration – Goods Exit

This Gate Pass is used for the exit of goods which is cleared by Dubai Customs against a valid Customs Declaration. This type of gate pass will be mainly required when a DAFZ based free zone company or a cargo handler is taking the goods out of the free zone to the mainland / other free zones or to export the goods through any of the ports of UAE as declared in the Customs Declaration.

c. Gate Pass for Local Goods – Entry

This Gate Pass is used by a Dubai Airport Freezone company for the entry of local goods into their premises for a specific purpose (e.g. storage, repair & return, office use etc.). There is a permitted period of stay in the free zone according to the purpose selected in the gate pass

Goods entered into the Free zone under this gate pass cannot return to the local market under an Local Goods – Exit Gate Pass, if the return is delayed by more than the permitted period of stay in the free zone.

d. Gate Pass for Local Goods – Exit

This Gate Pass is used by a Dubai Airport Freezone company for the exit of local goods which came into the Free zone for a specific purpose. This gate pass will be always created against a Local Goods – Entry Gate Pass.

A single Local Goods – Exit Gate Pass can contain goods from one or many local goods – Entry Gate Passes. Goods under any Local Goods – Entry Gate Pass which has overstayed the allowed period of stay in the free zone will not be allowed to be taken out under a Local Goods – Exit Gate Pass. Such goods should follow Customs Notice 17/2020 or any related customs procedures for the removal from Freezone.

e. Gate Pass for Ad-Hoc Goods – Entry

This gate pass is used for the entry of goods in to DAFZ for a mainland company located inside DAFZ premises such as Cargo Handlers, Dnata and Courier companies located inside Dnata Courier & Mail center etc. Such goods can be for their usage or consumption.

This gate pass can also be used by Individuals or local companies for bringing goods in to Dnata for completion of export formalities prior to the processing of Customs Declaration or for the entry of goods originated from Other Emirates airports in to the Dnata premises as Inter-Port transfer or for any other valid reasons which is justifiable.

Ad-Hoc Good Entry Gate pass can also be used by DAFZ Office Building companies instead of current DAFZ security clearance gate passes for movement of their office use items and samples.

This gate pass is not recommended for usage by Dubai Airport Free zone companies located in the Warehouse / LIU / Plot areas unless special approval is available from Dubai Customs.

f. Gate Pass for Ad-Hoc Goods – Exit

This gate pass is used for the exit of goods through DAFZ gates by a mainland company located inside DAFZ premises such as Cargo Handlers, Dnata, Courier companies located inside Dnata Courier & Mail center etc. for;

- Removal of company belongings,
- Return of goods entered under AD-Hoc Entry gate pass for export through Dnata due to cancellation of export,
- For exit of Inter-Port transfers from DNATA premises to Other Emirates Airports under Customs stamped manifest and sealed vehicles,
- For exit of Low value Courier goods being released by Customs from Dnata Courier & Mail Center under Customs stamped manifest and sealed vehicles Or
- For any other valid reasons which is justifiable and acceptable to Dubai Customs.

Ad-Hoc Good Exit Gate pass can also be used by DAFZ Office Building companies instead of current DAFZ security clearance gate passes for movement of their office use items and samples.

This gate pass is not recommended for usage by Dubai Airport Free zone companies located in the Warehouse / LIU / Plot areas unless special approval is available from Dubai Customs.

g. Gate Pass for Transfer Between Zones

This gate pass can be used by a DAFZ Free zone company to transfer goods to a Free zone company located in DIP/DCC. A Customs Declaration is required if the transfer is between two different companies. However, if the transfer is between two locations of same DAFZ company in different zones under single Customs business code, no Customs declaration is needed.

Additionally, this gate pass is applicable for transfers between warehouse and office zones, or office and warehouse, within the same zone.

Same above will be applicable when a DIP-Qusais based company undertaking the transfer.

04 Is there a cost for the Gate Passes?

A gate pass fee will be applicable for each Gate Pass as below

Gate Pass for Customs Declaration – Goods Entry = AED 20/-

Gate Pass for Customs Declaration – Goods Exit = AED 20/-

Gate Pass for Transfer Between Zones = AED 20/-

Gate Pass for Local Goods – Entry = AED 20/-

Gate Pass for Local Goods – Exit = AED 20/-

Gate Pass for Ad-Hoc Goods – Entry = AED 20/-

Gate Pass for Ad-Hoc Goods – Exit = AED 20/-

05 Who Can Make the Gate Pass Request?

Gate Pass for Customs Declaration goods entry or exit can be requested by any party who is part of the Customs declaration, such as Importer, Exporter, Customs Broker, or the Cargo Handling Agent. However, it is recommended that this request may be made by Dubai Airport Free zone company or a Cargo Handler located inside DAFZ based on the Customs Declaration type. A company that is not part of a Customs Declaration cannot make a Gate Pass for Customs Declaration goods entry or exit.

Gate Pass for Local Goods Entry or Exit can be requested by only a Dubai Airport Free Zone companies with LIU, Warehouse or Plot facilities inside DAFZ premises. However DAFZ companies located in Office Buildings can request for Adhoc Entry or Exit Gate Pass for movement their office use items and samples.

Gate Pass for Ad-hoc Goods Entry or Exit can also be requested by mainland companies located inside Dubai Airport Free zone, individuals and mainland companies exporting goods through Dnata's Dubai Airport Free zone facility and Courier companies moving Customs cleared Low value cargo from Dnata Courier & Mail center to mainland under Customs approved manifest and sealing or by the authorized trucking companies who transport Inter-Port transfer of goods between DNATA premises and Other Emirates Airports.

Gate pass for Transfer Between Zones can only be requested by the Transferor company based in DAFZ/DIP.

06 What is the validity/expiry period for a gate pass?

A generated Gate Pass will have 24 hours validity from the time of issuance. No goods can be entered or exited through DAFZ Gates if the Gate Pass validity is expired.

07 What will happen to my goods inventory in DAFZ records if the gate pass expired without using it for the entry or exit of the goods?

The expired gate pass goods quantity will not be reflected in the DAFZ Gate Pass System goods inventory. A new gate pass should be requested to move the goods again.

08 What is a draft Gate Pass?

A draft Gate Pass is a facility where customer can create the request but not submitted to DAFZ. This is useful when customer has partial information and need more time to complete and submit. All draft gate passes will be automatically removed from the system if not submitted within 30 days.

09 What are the different statuses of a Gate Pass?

- a. Draft: User started to create the e-Gate Pass
- b. Generated: User submitted the e-Gate Pass request and the payment is completed successfully. e-Gate Pass is issued to the requester email address
- c. Completed: e-Gate Pass is utilized for Entry / Exit
- d. Cancelled: e-Gate Pass cancelled by user or due to declaration cancellation by Customs
- e. Expired: e-Gate Pass validity expired. It cannot be used for Entry / Exit
- f. In-Transit: Goods exited the Transferor zone but yet to reach the Transferee zone

10 How can I make the payment of Gate Pass fee?

Gate Pass fee can be paid using any of the following mechanism:

- a. DAFZ e-Wallet
- b. Gate Pass System Wallet
- c. Credit / Debit Card

- 11 Can I request multiple Gate Passes against a single Customs Declaration?**
Yes, goods under a single Customs Declaration can be taken out in one or many gate passes on same day or different days.
- 12 Can I move goods under multiple Customs Declaration in a single Gate Pass?**
Yes, a single gate pass can contain goods from multiple Customs Declaration. However, the Gate Pass fee will be applicable per Customs Declaration.
- 13 Can I request a single Gate Pass for moving goods under Customs Declaration, local goods and Ad-Hoc goods?**
No, separate gate passes should be requested for different types of movements. However, same vehicle can be used to transport goods under different gate passes in a single journey.
- 14 Can I use single vehicle to transport goods under different Gate Passes?**
Yes, the same vehicle can be used to transport the goods under multiple gate passes in a single journey. However, in such scenario the driver should ensure all gate passes are appropriately presented to the Gate Security for approval.
- 15 Do I need to request DAFZ Gate Pass for entry / exit of goods against a DNATA Freight Gate Appointment?**
No, a separate DAFZ Gate Pass is not required for entry or exit of goods against a DNATA Freight Gate Appointment for collection or delivery; However, the driver should show DNATA Freight Gate booking confirmation QR Code at the DAFZ Gate Security.
DNATA Gate Pass information will be electronically integrated to DAFZ Gate Pass system for the security to verify.
- 16 How long does it take to process a request?**
The gate pass will be immediately issued after submission of the request and payment of any applicable fee.
- 17 Do I need to carry the printed Gate Pass for Entry / Exit at the Gate?**
No, the Gate Pass is electronically sent to the driver mobile number and company email. Same can be shown at the Gate. However, the paper hard-copy of the Gate Pass will also be accepted at the gate.
- 18 Is Gate Pass fee refundable?**
No, the Gate pass fee is not refundable under any circumstances.
- 19 How long a Gate Pass can be in 'Draft' status?**
A Gate Pass can be kept in 'draft status' for up to 30 days. Draft gate passes more than 30 days old will be automatically removed from the system.
- 20 Can I delete my 'Draft' Gate Pass?**
Yes, draft Gate Passes can be deleted by the same user or any user of the same company who created the Gate Pass.
- 21 Why are some of my Customs Declarations not displayed in the dropdown list for Gate Pass?**
Only Customs Declarations with an available quantity will be displayed in the dropdown list for Gate Pass.

No display of a Customs Declaration in the dropdown list can be assumed as, either complete quantity of the same Declaration is already moved under previous Gate Pass(s) or there is no valid Customs Declaration available in Gate Pass system

You may use search option to find your Customs Declaration to know whether complete quantity is moved.

Customs declaration will also not be displayed if the logged in user's company is not part of the declaration under the role of Importer, Exporter, Broker or Shipping /Airline Agent.

22 Can I use single Local Goods Gate Pass for multiple purposes of entry?

No. Since each purpose of entry has different validity of stay, multiple purpose of entry in a single Local Goods Gate Pass is not allowed.

23 What is the Local Goods Gate Pass purpose of entry validity?

The purpose of entry validity on Local Goods Gate Pass allows the duration of the stay of the goods inside Free zone company premises. These goods can be returned to local market under a Local Goods Gate Pass Exit within the validity time.

Goods entered under Local Goods Entry Gate Pass cannot be taken out under Local Goods Exit Gate Pass if the purpose validity is expired.

24 How do I take out Local Goods entered the Free zone under Local Goods Gate Pass Entry after the expiry of the purpose validity?

Such goods should be taken out under appropriate Customs Declaration. Refer Customs Notice 17/2020 or you may also contact Dubai Customs for advice.

25 As a Free zone company can I use ad-hoc Gate Pass for moving goods in or out?

Ad-hoc gate passes should be used strictly for the purposes provided in the gate pass request. The free zone company will be liable to Customs or Other Government Authorities for any non-compliance issues arising due to the usage of ad-hoc gate pass.

26 Can I use One Local Goods Exit gate pass to take out goods from multiple Local Goods Entry Gate Passes?

Yes, you may create single Gate Pass for Local Goods Exit to take out goods entered under multiple Gate Pass for Local Goods Entry. However, goods entered under Local Goods Entry Gate Pass cannot be taken out under Local Goods Exit Gate Pass if the purpose validity is expired.

27 Can I use Local Goods Exit gate pass to take out goods not entered the Free zone on a Local Goods Entry Gate Pass?

No. For such goods Customs Notice 17/2020 procedure should be followed.

28 Is amendment of Gate Pass is allowed?

Yes. Gate pass information can be amended unless it is already used for entry or exit.

29 Can I cancel the Gate Pass?

Yes, a gate pass can be cancelled unless it is already used for entry or exit.

30 My Gate Pass does not have any Customs Inspection requirement, but Security Guard is asking me to go for Customs Inspection. What should I do?

You need to follow the instructions of the Security Guard and present the goods for Customs Inspection within 15 minutes.

- 31 Is there any fee for the DAFZ Gate Pass System registration?**
No. There is no registration fee for the DAFZ Gate Pass System.
- 32 What type of information is requested on a Gate Pass application?**
Mainly the details of the goods which are entering or exiting the DAFZ gates will be required.
- 33 What is my responsibility as a Gate Pass User?**
A Gate Pass User should ensure that the information provided is true and correct and the request for the gate pass is made for legitimate use.
- 34 I am not able to upload supporting document/s?**
There can be restrictions on file types and file size which can be uploaded. Please verify according to the error message you have received.
- 35 Do I still require a Customs Gate pass or Any Other Gate Passes to move goods in and out of the Free Zone Gates?**
As DAFZ-WAY Gate pass system is introduced to streamline the gate pass management, no other entities gate passes will be allowed for the entry or exit of the goods through DAFZ gates except DNATA Appointments. However, DAFZ/DCC Transfer gate pass will be accepted for goods moving between DAFZ/DIP and DCC location and vice versa.
- 36 Are DAFZ Gate Passes Mandatory for the movement of goods?**
Yes. No goods will be allowed to enter or exit without a valid DAFZ Gate Pass.
- 37 Are there alternatives to DAFZ Gate Passes for the movement of goods?**
No other alternatives will be accepted unless for the exceptions mentioned in this FAQ document.
- 38 Are there consequences for not complying to DAFZ Gate Pass procedures and requirements?**
Entry or exit of goods without a valid DAFZ gate pass can be considered as smuggling and it can attract any legal or penal actions.
This is not applicable for goods entering or leaving against a DNATA Gate Pass.
- 39 Is VAT applicable on the gate pass fee?**
No. VAT is not applicable on dafz way gate pass fee.
- 40 How do I access DAFZ-WAY? Should I install any special software?**
DAFZ-WAY can be accessed at <https://apps.dafz.ae/dafzway> using any modern web browsers like Chrome, Edge, Safari and Firefox. Please note that the application is not supported on older versions of Internet Explorer.
- 41 Do I need to register separately for DAFZ gate Pass system if I have office space and warehouse under one license?**
Please provide all premise details if you have multiple premises under one license during the registration request.
- 42 Can a user request access for multiple companies?**
Yes. If the user is an authorized person to act on behalf of those companies.
- 43 I still have questions I need answered?**
For further clarification, kindly refer to the customer portal or contact our call center at 600 532 392.

+971 600 53 2392

saleslmt@dafz.ae

www.dafz.ae

DAFZ_OFFICIAL

DAFZOFFICIAL